



Contents

Travel Guide To Filming Locations Of “Mr. Sunshine”

Tracing The Paths Of “Mr. Sunshine”	02
Key Information For Visitors	04
K-Style Hub: Where Your Travel Experience Begins	06
<hr/>	
1. Nonsan: A Journey To The Era Of Romanticism	08
Nonsan: Sunshine Land	10
[Special Feature] Sunshine Studio	12
<hr/>	
2. Gyeongsangbuk-do: Exciting Excursions to Attractions In Joseon	14
Andong: Manhyujeong Pavilion, Gosanjeong Pavilion	16
Yecheon: Choganjeong Pavilion	18
Gyeongju: Samneung (Three Royal Tombs)	20
<hr/>	
3. Gyeongsangnam-do: A Step Further to Where We Have Been Heading	22
Hamyang: The Old House of Ildu, Yongyudam Valley	24
Hapcheon: Hwangmaesan Mountain, Hapcheon Image Theme Park	26
<hr/>	
4. Jeolla-do: <i>Irionora</i> (이리 오나라)! Come Here	28
Namwon: Old Seodo Station	30
Gurye: Cheoneunsa Temple	
Suncheon: Naganeupseong Folk Village	32
[Special Feature] Jeonju Hanok Village	34
<hr/>	
5. Gangneung: Let's Go to the Beach	36
Gangneung: Imdang-dong Catholic Church, Songjeong Beach, Deungmyeong Beach	38
<hr/>	
6. Seoul Metropolitan Area: See You Again	40
Seoul: Dongnimmun Gate, Suseong-dong Valley	42
Ganghwa: Wooilgak	44
Yongin: Dae Jang Geum Park	46
<hr/>	
Key Filming Locations Of “Mr. Sunshine”	48



Tracing The Paths Of “Mr. Sunshine”

The Korean drama, *Mr. Sunshine* already made headlines for working with celebrity K-Drama writer Kim Eun-suk and world-famous actors and actresses, investments amounting up to KRW 43 billion, and broadcasting in 190 countries. Most of all, since Korea is only one year shy from celebrating the centennial of the Provisional Government of the Republic of Korea, the stories unfolded throughout the drama more significant and thus gather public attention.

Mr. Sunshine reveals stories of the Joseon Dynasty (the former name of Korea before the Japanese colonization) around 1900, when the nation was a melting pot of cultural influx from countries like Japan, the United States and the United Kingdom.

At a time of turmoil, a time when everyone was looking for a way to sell out their country, the main characters of the drama, each emotionally scarred from their past, meet in the streets of Hanseong, the former name of Seoul. Except for Go Ae-sin, the female lead played by Kim Tae-ri, all the characters were born and raised in Joseon but ended up turning their backs against their home country. However, as they meet Go Ae-sin, who is determined to live her life shedding light on the future of Joseon, their personal revenge gradually change to a fight for the great cause. As characters let go of anger and revenge, they begin to unfold stories of friendship, love and camaraderie. Despite being broken and torn, the fight of these nameless heroes to save their Joseon is painful, heartbreaking, humorous, satisfying and even sweet. As you're watching the drama, you'll find yourself laughing out loud one minute and then in tears the next minute.

The rendezvous of star writer Kim Eun-suk and seasoned producer Lee Eung-bok is a guarantee that every line will tickle your heart and every scene will add a sparkle in your eyes.

In order to depict scenes of Joseon in its time of enlightenment over a century ago, the drama was filmed in all parts of the country. If you're a fan of the drama, you'll have fun tracing their route to the numerous filming locations. the filming crew of the Drama never ceased to travel around the country. If you ever wished it were you in the scenes you liked from Mr. Sunshine, then wait not more. You have your chance now!




Eugene Choi | *Lee Byung-hun*

He was born a slave named Choe Yu-jin but left Joseon to later return as a U.S. Marine officer named Eugene Choi. The American officer arrives in Joseon full of anger and hatred, and is determined to destroy Joseon and return to the US. But, his feelings and emotions are stirred up when he meets Ae-sin, a woman fighting to save Joseon.



Go Ae-sin | *Kim Tae-ri*

Ae-sin was born into a noble family, but found her passion in German-made firearms. If everything had its end, then Ae-sin decided she would be the fiercest fire. Although she wants to dedicate her life to her country, she finds “love” in Eugene.



Goo Dong-mae | *Yoo Yeon-seok*

Born into the shameful and disgraced family of a butcher, Dong-mae moves to Japan only to return as the leader of a gang. The only reason for this gang leader to return to Joseon was Ae-sin. Although she was never his to be with, he feels she's been stolen from him. So he fearlessly fights for her.



Kim Hui-seong | *Byeon Yo-han*

This gentleman-at-large is an only son of a wealthy family, but chose to pursue nothing constructive. He delayed his arranged marriage to Ae-sin for ten years, but when he finally sees her, he regrets having wasted the time. He realizes that Ae-sin's passion and determination towards saving Joseon is too strong, and he can't stop Eugene Choi from getting in the way, so he decides to be her shadow and help her in times of need.



Kudo Hina | *Kim Min-jeong*

This pitiful lady lost her name, her youth and her mother, because of her father Lee Wan-ik, a traitor who would sell anything, even his daughter, to fulfill his needs. Yet Hina chose to be a strong and ambitious woman who dares to fight, rather than fret about her destiny. Although not being fond of Ae-sin at first for getting the attention of both Eugene and Dong-mae, she later finds camaraderie and friendship in her.



Key Information For Visitors



Language Service

1330 Korea Travel Hotline

Professional tour guides and interpreters are ready to provide consulting and interpretation services. Services are available 24/7 in 9 different languages including Korea. A wide range of useful information on traveling in Korea is provided.

In Korea dial 1330 / From Overseas dial +82-2-1330

If you have the "VisitKorea" app, you can call free of charge using Wi-Fi.

- Available in Korean, English, Japanese & Chinese (24 hours a day, 7 days a week), and Russian, Vietnamese, Thai, Malay & Indonesian (08:00~ 19:00, all year round).

- Emergency Services: to provide assistance for tourists in emergency, the service is offered in collaboration with consular offices, safety agencies and medical institutions. The call center is run to resolve travel related complaints as well.



Travel Information

VisitKorea App

This application developed by KTO offers an extensive range of information on tourist attraction, food, accommodation, shopping venues, and events including festivals in Korea. Furthermore, the application provides essential information for tourists including user-friendly map, navigator by transportation means, currency calculator and a list of emergency phone call numbers. Key information and coupon can be downloaded, and 1330 Service is accessible via Wifi network.

*This free application can be downloaded for both Android and iOS.



Transportation From Incheon International Airport To Seoul

1. Bus

Buses to Seoul and major hotels (KAL limousine bus) are available on the Arrivals floor of the Incheon International Airport (Terminal 1: 1st floor; Terminal 2: B1 floor).

- Airport Limousine Bus: www.airportlimousine.co.kr (E)

- KAL Limousine Bus: www.kallimousine.com (E)

2. AREX (Airport Express Train)

- Express: Terminal 2 → Terminal 1 → Seoul Station (available every 40 minutes; travel time: 51 minutes)

- All Stops: Terminal 2 Stn → Terminal 1 Stn → Airport Cargo Terminal Stn → Unseo Stn → Yeongjong Stn → Cheongna Int'l City Stn → Geomam Stn* → Gyeyang Stn* → Gimpo Int'l Airport Stn* → Digital Media City Stn* → Hongik Univ. Stn* → Gongdeok Stn* → Seoul Stn* (every 5~10 minutes; 66 minutes from Terminal 2 Stn to Seoul Stn)

*Transfer station connecting to Seoul Subway System.

www.arex.or.kr (E)

3. Car (Rental Car / Taxi)

Approximately 90 minutes to Seoul via Incheon International Airport Expressway Taxi Fare (to Myeong-dong): KRW 55,000-60,000 (including toll fee)



Transportation Reservation

For areas outside of Seoul, you can take the train or bus. Visit websites to check rates and times and to make reservations.

1. Railway:

① KORAIL: The KTX (high-speed rail), Saemaeul and Mugunghwa trains connect Seoul to most parts of the country. Depending on your destination, trains depart from Seoul Station, Yongsan Station, Yeongdeungpo Station and Cheongnyangni Station.

www.letskorail.com (E) ☎ +82-1544-7788

② SRT: From Suseo Station, SRTs are bound for the Jeolla-do and Gyeongsangbuk-do region. Although it has limited network compared with KTX, it shares the network with KTX that tickets are less expensive.

etk.srail.co.kr (K) ☎ +82-1800-1472

2. Intercity Bus: Intercity buses run to most cities in Korea. Intercity bus terminals in Seoul include the Dong Seoul Terminal, Sangbong Terminal, and Seoul Nambu Bus Terminal. You can also make reservations for intercity buses departing from Incheon International Airport (Terminals 1 & 2) and Gimpo International Airport.

tbus.t-money.co.kr (E) ☎ +82-1644-3070

3. Express Bus: Express buses reach major cities in Korea. The express bus terminal in Seoul is divided into the Central City Terminal (buses to Jeolla and Chungcheong regions) and the Seoul Express Bus Terminal (buses to Gyeonggi-do and Gangwon-do Provinces and the Gyeongsang and Chungcheong regions). Some express buses also depart from Dong Seoul Terminal.

www.kobus.co.kr (E) ☎ +82-1644-9030



Transportation Card

1. T-Money & Cashbee

These are rechargeable transportation cards that give access to public transportation in major cities in Korea. With these cards, you can receive discounts on fares, and use for payment in affiliated stores.

- Where To Buy: ① Convenient stores with "T-Money" or "Cashbee" signs. ② T-Money can also be purchased at Information Desk in Incheon International Airport or T-Money Service Center at subway stations in Seoul metropolitan area.

- How To Get Refund: You can get a refund for amounts up to KRW50,000 at the T-Money Service Center. A KRW500 card usage fee will be deducted.

www.t-money.co.kr (E)

2. KORAIL Pass

This is a railway pass for tourists from outside of Korea and offers unlimited access to railway services within a limited time period. With this pass, you can access most trains serviced by KORAIL including KTX, and age or group discounts are also available.

- Trains Available For Boarding: KTX, KTX Sancheon, ITX, Saemaeul, Mugunghwa lines and the 5 tourist trains (A, O, S, DMZ, West Gold Train)

- Trains Unavailable For Boarding: Seoul Metropolitan Subway, SRT, tourist trains other than the 5 indicated above

- Where To Buy: KORAIL website or travel agencies that sell KORAIL Pass vouchers.

Flexible 2-day	Consecutive 3-day	Flexible 4-day	Consecutive 5-day
KRW 121,000	KRW 138,000	KRW 193,000	KRW 210,000

www.letskorail.com (E) ☎ +82-1599-7777

K-Style Hub

Where Your Travel Experience Begins

Operated by the Korea Tourism Organization, this pivotal role for tourism in Korea. K-Style Hub provides a wide range of information including K-pop, medical tourism, traditional culture and more. Indeed, this is a multi-functional space housing an information center, a Korean food experience center, a display & exhibit area, a coffee shop, and even AR and VR experience facilities.

- 🏠 Korea Tourism Organization 2F ~ 5F, 40 Cheonggyecheon-ro, Jung-gu, Seoul
- ☎ K-Style Hub: +82-2-729-9457 / Tourist Information: +82-2-729-9497-9
- 🕒 K-Style Hub is open all year round / Opening Hours (2nd floor): 09:00 ~ 20:00 / Opening Hours (3rd ~ 5th floors): 10:00~20:00
- 🌐 www.visitkorea.or.kr (12 languages including Korean, English, Chinese (simplified/traditional), and Japanese) → Attraction → K-Style Hub
- 🚶 5-min walk from Exit 5 of Jongak Station, Seoul Metropolitan Subway Line 1
10-min walk from Exit 2 of Euljiro 1-ga Station, Seoul Metropolitan Subway Line 2

2nd Floor

Tourist Information Center (TIC)

The space offers information on all tourist attractions, making good use of cutting-edge technology. Furthermore, the Center provides opportunities to experience popular tourist attractions and meet *hallyu* celebrities through VR.


Services Offered: Tourism information, *hallyu* experience zone, medical tourism zone, VR tour zone, prayer room, café, travel agency, etc.



3rd Floor

Korean Food Exhibition Hall

Visitors can experience Korean food using all five senses and thus learn about the wisdom of Korea's ancestors who took great advantage of the natural climate and weather conditions of the four distinct seasons of Korea.



4th Floor

Korean Food Experience Hall

Here, visitors can cook and taste various Korean food including traditional desserts and liquor. Korean cooking classes are also offered.

Major Activities: Cooking classes are paid programs. Except for select classes that require prior reservations, visitors can register onsite.

(Reservation: +82-2-6053-7177)



5th Floor

Cultural Product Hall

Cultural Product Hall exhibits and promotes quality cultural products and souvenirs of Korea. Various cultural activities and experience programs are offered.

Major Activities: Trying on hanbok (traditional Korean clothing; 10:00~18:00) and arts & crafts programs (10:00~16:00). Programs are free and no reservation is required.

(For inquiries: +82-2-729-9433)



A Journey To The Era Of Romanticism

#Nonsan

“Where are you going?
I am thinking I should go the same way”

Eugene Choi



Directions

[Airport Limousine Bus] Incheon International Airport ↔ Nonsan

Terminal 2 → Terminal 1 → Gongju → Nonsan
• 6 buses/day (travel time: 3 hours 35 minutes)

[Railway] Yongsan Station ↔ Nonsan Station

- KTX : 10 trains/day (travel time: 1 hour 40 minutes)
- Saemaeul Train : 8 trains/day (travel time: 2 hours 20 minutes)
- Mugunghwa Train : 22 trains/day (travel time: 2 hours 40 minutes)

[Bus]

- Central City Terminal (Seoul, Honam Line) ↔ Yeonmudae Express Bus Terminal
• 19–20 buses/day (travel time: 2 hours 20 minutes)
- Seoul Nambu Bus Terminal ↔ Nonsan Intercity Bus Terminal
• 7 buses/day (travel time: 3 hours 30 minutes)
- Dong Seoul Bus Terminal ↔ Nonsan Intercity Bus Terminal
• 3 buses/day (travel time: 2 hours 50 minutes)

Nonsan Cultural Tourism

+82-41-746-5403 www.nonsan.go.kr(E)

Nonsan has been a strategic point since A.D. 660, when Battle of Hwansanbeol was staged during the period of Baekje Kingdom. Today, the Nonsan Army Training Center, where a large number of Korean young men go at least once in their lifetime for their military duty, is located in the area. And it may be for those reasons that the set of Mr. Sunshine, the drama that tells the story of the Righteous Army, the army of brave men and women who fought to save their country, is located in Nonsan.

You can see the places where Ae-sin and Eugene exchanged glances and enjoy a relaxing stroll around Tapjeongho Lake, gear up in high-tech equipment and fight your own battle through VR at the Military Experience Hall. Whichever you choose, you will leave with many stories to tell later.



SECTION 1-1

Nonsan: Sunshine Land

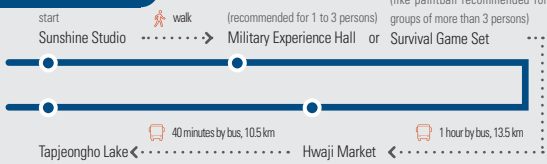


Episode 2

"Where are you going?
I am thinking I should go the
same way."

- During a conversation between Ae-sin
and Eugene on their first encounter in
Hanseong streets -

Recommended Tour Course




Sunshine Land

Sunshine Land is a multipurpose cluster housing Sunshine Studio, the main set of the drama, a movie set that recreated the streets of Seoul in the 1950s, the Military Experience Hall and Survival Game Set. Unlike most other filming sets, you can actually touch and experience various aspects of the drama. Here in Sunshine Studio that has been designed for filming Mr. Sunshine, you may feel as if you have travelled back to 1900s to experience Hanseong streets back then.

- 102, Bonghwang-ro, Yeonmu-eup, Nonsan-si, Chungcheongnam-do
- Sunshine Studio: +82-1811-7057 / Military Experience Hall: +82-41-746-8480
- 09:00-18:00, closed on Mondays www.nonsan.go.kr/sunshine/ (K)
- Take any bus numbered between 201-222 in front of Nonsan Station, Nonsan Intercity Bus Terminal, or Yeonmudae Express Bus Terminal and get off at the Korean Army Training Center stop (50 minutes from Nonsan Station). Walk 15 minutes to Sunshine Land. ** When taking bus No. 216, get off at Hwanghwa Intersection (Hwanghwajeong-ri), and walk 3 minutes. 5 buses/day.

Sunshine Studio

This served as the main stage for Mr. Sunshine, with sets inspired from Hanseong back in early 1900s, including Glory Hotel, Haedrio and streets with tram lines.



Movie Set

This movie and drama set was constructed based on the 1950s of Seoul, right after the Korean War.



Military Experience Hall

The facility welcomes visitors with exciting indoor activities like screen shooting range, indoor shooting range, VR battle zone, and more.



Survival Game Set

Would like to become a hero and fight to save Joseon? Visitors can take part in a survival game wearing vests with sensors that go off when hit. The close-to-reality set will definitely arouse tension.



Tapjeongho Lake

RECOMMENDED

Known for its clean and clear water, Tapjeongho Lake is always quiet and peaceful. The sunset glow over the lake seen from Sinpung-ri is especially beautiful. The waterfront eco park located in the north of the lake are attractive as well. Furthermore, a suspension bridge that is scheduled to open before the end of 2019 are also expected attract visitors.

- Sinpung-ri, Bujeok-myeon, Nonsan-si, Chungcheongnam-do

Take bus No. 419 or 411 at Nonsan Station → get off at Jojeong-ri (45 minutes) → walk 10 minutes



Hwaji Market

RECOMMENDED

Located nearby Nonsan Station and Nonsan Intercity Bus Terminal, this arcade-type traditional market is a place you can go to regardless of weather, and feel the energy of the traditional Korean marketplace. Section 10, in particular, is a cluster of businesses run by young and aspiring business leaders with their brilliant ideas, and offers a variety of activities, events and festivals.

- 78, Daehwa-ro, Nonsan-si, Chungcheongnam-do

Walk 10 minutes from Nonsan Station, 800m



[Special Feature] Sunshine Studio

You have time-travelled to the time of 1900s, the time of the Korean Empire to experience the drama. You may find Eugene standing across the street, or run into Hui-seong just around the corner. If you find your outfit less than suitable to the atmosphere of Hanseong streets, how about dropping by one of tailor shops to find out what was “in” back then? Also, don’t forget to visit the U.S. legation office that has recently moved into Hanseong Electric Company.

3 Daeannmun

In Sunshine Land, you will find the replica of the main gate of Deoksugung Palace, through which Eugene walked with agony all over his face or where a herd of Confucian scholars appealed to the Emperor Gojong. The signboard is written Daeannmun (대안문(大安門)), instead of the current name Daehanmun (대한문(大漢門)), to reflect what the gate was referred to back then.

4 Tram

In the drama, Hui-seong willingly paid for the entire seats of the tram to meet Ae-sin. The very tram is running through Sunshine Land now. How about taking a ride? You may have some fun time riding around and even find your hidden charm!

5 Jingogae-gil

This is the street where scenes of Dong-mae strolling with his gang members were taken. Try one of ball-shaped candies, and find out what you can taste – it can be bitterness Dong-mae had in life, or sweetness that would pull out big, beautiful smile like that of Ae-sin’s.

1 Glory Hotel

How about a cup of coffee at the hotel where Kudo Hina was running in the drama? From room No. 304 where Eugene stays in the Drama, the scenery created by streets of Hanseong will spread in front of its visitors’ eyes. You may indulge yourself in romantic vibes you are looking for.

2 Herbal Medicine Shop

This herbal medicine shop is the secret place between Ae-sin and Eugene. Every time Ae-sin is out on a mission, you will always find a red pinwheel in front of the shop. When you step into the shop, who knows you may find a letter for you from one of chest drawers?



6 Haedrio

Haedrio is a name of a shop run by Ilshik and Chunshik, inspired from a Korean word meaning, “we will be at your service.” You can be lucky enough to run into the humorous shop owners duo when you drop by. Near Haedrio, you can also find the sign of Hui-seong’s newspaper company run, which is known to be the most beautiful in Joseon throughout the drama.

Exciting Excursions to Attractions in Joseon

#Gyeongsangbuk-do

“So this will be the only chance we have now, Eugene. Shall we take a trip?”

Lieutenant Kyle Moore



Directions to Key Areas of Gyeongsangbuk-do

[Railway]

1. Andong: Cheongnyangni Station ↔ Andong Station

- Mugunghwa Line available 7 times/day (travel time: 3 hours 30 minutes)

2. Yecheon: Seoul Station ↔ Dongdaegu Station ↔ Yecheon Station

1) Seoul Station ↔ Dongdaegu Station

- KTX available every 10–30 minutes (05:05–23:00, travel time: 1 hour 50 minutes)

2) Dongdaegu Station ↔ Yecheon Station

- Mugunghwa Line available 3–4 times a day (travel time: 2 hours 30 minutes) (Transfer to Gyeongbuk Line at Dongdaegu Station)

3. Gyeongju

- Seoul Station ↔ Singyeongju Station/KTX available 22 times a day (travel time: 2 hours 5 minutes)

- Suseo Station ↔ Singyeongju Station/SRT available 16 times a day (travel time: 2 hours)

- Cheongnyangni Station ↔ Gyeongju Station/Mugunghwa Line available 2 times a day (travel time: 5 hours 30 minutes)

[Bus]

1. Andong: Seoul ↔ Andong Terminal

- From Dong Seoul Bus Terminal: 37 buses/day (travel time: 2 hours 50 minutes)

- From Seoul Express Bus Terminal: 21–22 buses/day (travel time: 2 hours 40 minutes)

2. Yecheon: Seoul ↔ Yecheon Intercity Terminal

- From Dong Seoul Bus Terminal: 12 buses/day (travel time: 2 hours 30 minutes)

- From Seoul Express Bus Terminal: 3 buses/day (travel time: 2 hours 30 minutes)

3. Gyeongju: Seoul ↔ Gyeongju Intercity Terminal/ Gyeongju Express Bus Terminal

- From Dong Seoul Bus Terminal: 21 buses/day (travel time: 4 hours)

- From Seoul Express Bus Terminal: 17 buses/day (travel time: 3 hours 30 minutes)

Although Gyeongsangbuk-do may seem far from Seoul, the country's extensive transportation network makes the region easily accessible. And as the home of the millennial city of Gyeongju, there are many historic and cultural relics to visit. You can take the high-speed KTX train, express/intercity buses, or drive.

Recalling scenes that shone through the drama, you will find yourself attracted to the beauty of Korea at these attractions nestled amid nature.

Andong Travel Information ☎ +82-54-852-6800 □ [www.nonsan.go.kr\(E\)](http://www.nonsan.go.kr(E))

Yecheon Travel Information ☎ +82-54-650-6902 □ [www.ycg.kr\(E\)](http://www.ycg.kr(E))

Gyeongju Travel Information ☎ +82-54-772-9289 □ [guide.gyeongju.go.kr\(E\)](http://guide.gyeongju.go.kr(E))



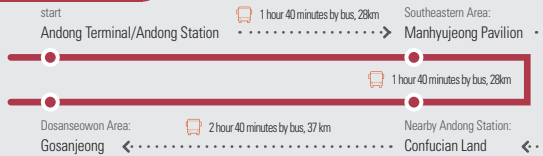
SECTION 2-1

Andong: Manhyujeong Pavilion, Gosanjeong Pavilion



Historically, Andong has been known as a town of aristocrats, *yangban*, where historical relics and traditions have been well-preserved. Paired with the splendid natural scenery, Andong makes a spectacular travel destination where one can enjoy the uniqueness of Korea. However, keep in mind that the region is very large and roads, you should carefully plan your itinerary ahead of time.

Recommended Tour Course



Manhyujeong Pavilion

The Workshop Of Potter Hwang Eunsan

The workshop of Hwang Eunsan, the potter who had saved Eugene's life and later became a bridging person that helped him move to the United States, was filmed at Manhyujeong Pavilion in Andong. The view of Manhyujeong from the single log bridge is magnificent, and even better is the view of the surrounding creeks and valleys seen from the Pavilion. The kiln that appeared in the drama can still be seen inside the pavilion.

- 42, Mukgyehari-gil, Giran-myeon, Andong-si, Gyeongsangbuk-do
- Take the Hwamok-bound bus (#628) at the bus stop to the right of Andong Station (bus stop name: Andong Station, travel time: 45 minutes) → transfer at Giran Terminal (travel time: 20 minutes) → get off at Mukgye → walk 700m
- Stand on Neoreokbawi Rock in the valley in front of Manhyujeong Pavilion and aim towards the single log bridge!



Episode 6

"Let's do it.
Love. With me.
Let's do it together."

- When Eugene confesses his feeling
to Ae-sin for the first time -

Gosanjeong Pavilion

Ferry Dock In Front Of The Workshop

Gosanjeong appears in many episodes as the ferry dock where boats to the workshop Hwang Eunsan leave from. The beautiful scenery of Nakdonggang River flowing between steep cliffs has been highly regarded since the Joseon era. In summer, Nakdonggang is a popular for white water rafting.

- 177-42, Gasong-gil, Dosan-myeon, Andong-si, Gyeongsangbuk-do
- Take bus No. 567 (west bound) at the bus stop left of Andong Station (bus stop name: Kyobo Life, travel time: 1 hour 20 minutes) → transfer to bus No. 567 (bound for Bulgok & Gasong) at Onhye (travel time: 40 minutes) → get off at Gasong
- The pub that sold chicken soup is located on the riverside right by the bus stop. You can pretend to be Eugene and take a picture gazing across the river towards Gosanjeong Pavilion.



Confucian Land

RECOMMENDED

Located within the Andong Cultural Tourism Complex, Confucian Land offers a variety of exciting activities that even visitors who are not familiar with Confucianism can enjoy. Also within the complex are Ontrepium, the botanical garden, and two hotels.

- 346-30, Gwangwangdanji-ro, Andong-si, Gyeongsangbuk-do +82-54-820-8800
- www.confucianland.com(E) 10:00-18:00(closed on Mondays)
- Take bus No. 3 or 3-1 at the bus stop to the right of Andong Station (bus stop name: Andong Station, travel time: 25 minutes) → get off at Confucian Land



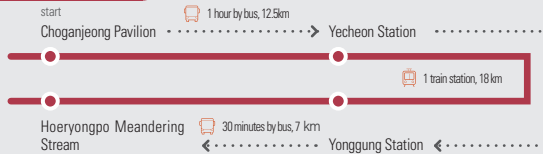
SECTION 2-2

Yecheon: Choganjeong Pavilion



Yecheon has made its name for its beautiful landscape and rich history. The area may look plain and simple at first sight, but it will slowly unveil its beauty that has been made possible by carefully and minimally touched Mother Nature.

Recommended Tour Course



Choganjeong Pavilion

Where Ae-sin Would Fold Pinwheels For Eugene

Choganjeong is a small-sized pavilion, as well as a private space where Ae-sin would secretly read the paper or fold pinwheels for Eugene. Standing robust and aloof on the rocks, the pavilion is more beautiful when seen from the valley below.

🏠 874, Yungmun-gyeongcheon-ro, Yungmun-myeon, Yecheon-gun, Gyeongsangbuk-do

🚌 take a bus to Yungmun at Daeship-ri bus stop in front of Yecheon Intercity Bus Terminal (travel time: 30 minutes) → get off at Yungmun → transfer to a bus to Yungmunsa Temple (travel time: 12 minutes) → get off at Choganjeong Pavilion

📷 For the best shot, try leaning on the rail while holding a red pinwheel and blowing on it, hoping the air will reach your loved ones.



Episode 1



"Yesterday seemed like a distant past, today felt unfamiliar and tomorrow was terrifying. It was a time of turbulence. All of us, each in our own way were living through the rapidly changing Joseon."

- A monologue by Ae-sin while reading her news letter at the pavilion -

Yonggung Station

• RECOMMENDED •

"Byeoljubujeon" is a popular Korean folk tale in which the turtle takes on a quest to find a liver of a rabbit to save the Dragon King of the Sea, but ends up failing in his attempt. To the fascination of many, the tale of the turtle and the rabbit has come alive. Witty and humorous elements such as sculptures and art work themed on the dragon and snacks shaped like the liver of a rabbit, Tokkiganppang, will give some pleasant surprise to your visit.



🏠 80, Yonggung-ro, Yonggung-myeon, Yecheon-gun, Gyeongsangbuk-do

🚆 Yecheon Station ↔ Yonggung Station / Gyeongbuk Line, 3-4 trains/day (travel time: 20 minutes)

Hoeryongpo Meandering Stream

• RECOMMENDED •

Hoeryongpo is known to be an area that is literally surrounded by a river. You can look down onto the entire area from atop the observatory. Ppyongppyeongdari, a bridge made with perforated tinplate sheets, attracts a large number of visitors as well. Furthermore, Hoeryongpo was also featured in the Korea drama Autumn in My Heart, which was aired in 2000, and the variety TV show, One Night and Two Days.



🏠 Hoeryong-gil, Yonggung-myeon, Yecheon-gun, Gyeongsangbuk-do

🚌 Take bus bound for Yecheon and Hoeryongpo at the bus stop in front of Yonggung Station (travel time: 25 minutes) → get off at Hoeryong bus stop.

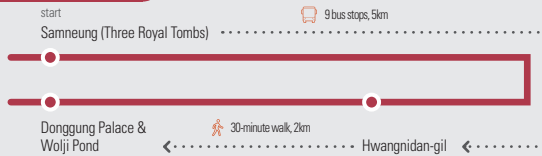
SECTION 2-3

Gyeongju: Samneung (Three Royal Tombs)



The essence of the Silla Kingdom 1,500 years ago, Gyeongju aspires to continue its historical heritage that the city even has coffee chains stores and tollgates covered with traditional Korean tile roofs. The artistry of Silla craftsmen and the surrounding nature come together to create a beautiful harmony everywhere you go, making it difficult to single out one place to recommend.

Recommended Tour Course




Samneung (Three Royal Tombs)

The Pine Tree Forest That Appeared In The Opening Scene

When you see an opening scene of Mr. Sunshine - a child running into pine tree forest flooded with sun rays – then you know it's time another fascinating episode to be revealed. This beautiful sunlit forest is next to the Samneung (Three Royal Tombs) in Bae-dong, Gyeongju. The site has already been made famous around the world through photographs by Bae Bien-U, a famed Korean photographer. The forest is located at the beginning of a hiking trail, so be sure not to miss it.

- 682-27, Poseok-ro, Gyeongju-si, Gyeongsangbuk-do
- Take bus No. 500, 502, 506 or 507 at Gyeongju Express Bus Terminal or Gyeongju Intercity Bus Terminal → get off at Samneung (Three Royal Tombs) (20 bus stops, 30 minutes) → walk 10 minutes along Munhwayusan Tambang-ro
- ** Buses are available every 30 minutes.
- On a foggy day, you can create a masterpiece by taking a picture in the forest with any camera at hand.



"I was thinking how one black bird can ruin the view of the sky."

- A dialogue between Eugene in his younger years and Lord Go Sa-hong (Go Ae-sin's grandfather) -

Donggung Palace & Wolji Pond (Anapji)

RECOMMENDED

This was the palace of the crown prince during the reign of King Munmu in A.D. 674. At the center is a pond called Wolji (formerly Anapji), which means "pond with the reflection of the moon." Wolji was designed in a way to make the small pond look like a vast ocean, and indeed, the view is undeniably magnificent especially at night.

- 102, Wonhwa-ro, Gyeongju-si, Gyeongsangbuk-do
- 09:00 ~ 22:00
- Take bus No. 11 or 600 at the bus stop across Gyeongju Express Bus Terminal (travel time: 20 minutes) → get off at Anapji



Hwangnidan-gil

RECOMMENDED

This coffee shop alley was introduced in a TV show called The Dictionary of Useless Knowledge. Buildings of the 60s and 70s and the Daereungwon Tomb Complex, an ancient burial complex that includes Cheonmachong Tomb, create a unique atmosphere. There is much to see and taste, and being close to the bus terminal, it's become even more popular among tourists.

- 1080, Poseok-ro, Gyeongju-si, Gyeongsangbuk-do
- Walk 700m from Gyeongju Express Bus Terminal (10 minutes)



Section 03

A Step Further to Where We Have Been Heading

#Gyeongsangnam-do

“We can stop at any time. So let's not stop today. Today, we shall take a step forward.”

Go Ae-sin



How to Reach Key Areas of Gyeongsangnam-do

[Bus]

1. Hamyang: Seoul ↔ Hamyang Intercity Terminal

- Dong Seoul Bus Terminal, 12~13 buses/day (travel time: 3 hours)
- Seoul Nambu Bus Terminal, 8 buses/day (travel time: 4 hours)

2. Hapcheon: Seoul ↔ Hapcheon Intercity Bus Terminal

- Seoul Nambu Bus Terminal, 6~7 buses/day (travel time: 4 hours)

Hamyang Travel Information

☎ +82-55-960-5114 🌐 [www.hygn.go.kr/tour/web\(E\)](http://www.hygn.go.kr/tour/web(E))

Hapcheon Tourist Information

☎ +82-55-930-4666 🌐 [culture.hc.go.kr\(E\)](http://culture.hc.go.kr(E))

Hapcheon and Hamyang are located in the northwestern part of Gyeongsangnam-do, close to one of the highest and longest mountain ranges of Korea, Sobaeksanmaek. Though not major tourist areas, beautiful nature attracts plenty of tourists all year long. Due to the serenity of small countryside villages and the breathtaking scenery, the areas have often served as filming locations.

Throughout the drama, Ae-sin had to hide her identity in order to save Joseon. And knowing of what Ae-sin was up to, Eugene, Hui-seong and Dong-mae had to secretly guard and protect her. Just like their relationship, there are many hidden and secret treasures tucked away in these areas. If you decide to come all this way, why don't you continue on exploring the area blessed with beautiful nature?



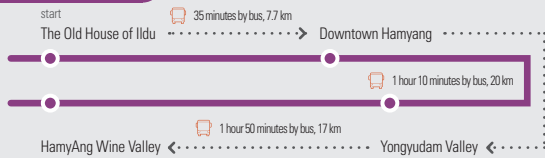
SECTION 3-1

Hamyang : The Old House of Ildu, Yongyudam Valley



Hamyang is the area that makes full use of its beautiful nature. Although majestic mountains and deep valleys are splendid as they are, they have been refined by local residents adding warmth to the atmosphere. Indeed, the friendly atmosphere will wash away all the fatigue from long-distance traveling.

Recommended Tour Course



The Old House Of Ildu

Go Ae-sin's House

The scenes of Ae-sin at home are filmed at the Old House of Ildu, which stands quietly in the center of Gaepyeong Village. Maintained over years with great care, it has been selected as one of the best traditional housing by the Ministry of Culture, Sports and Tourism. Sarangchae, where Lord Go Sa-hong stayed, and Ansarang-chae, where Ae-sin resided, are available for accommodation to experience Korean traditional housing, hanok.

🏠 50-13, Gaepyeong-gil, Jigok-myeon, Hamyang-gun, Gyeongsangnam-do
🌐 [www.ildugotaek.kr\(K\)](http://www.ildugotaek.kr(K)) ☎ +82-55-964-5800

✚ Take one of Jigok-bound buses (including buses for Seosang, Dudong, Ungok and Sangnam) at the bus stop in front of Hamyang Intercity Bus Terminal (travel time: 25 minutes) → get off at Jigok → walk 600 m
** Bus for Dudong: get off at Jigok, walk 80 m (available 3 times a day)

📷 Try posing for a shot in front of the wall, holding a flower bouquet like Hui-seong did in the drama, or inside the Old House, like Ae-sin, peering over the wall to look for Eugene.



Episode 12

"Just until yesterday, you weren't in my life. But now you are. That's enough."

- When Eugene responds to comments from Ae-sin who was trying to distance herself from him -

Yongyudam Valley

Where Ae-sin Practiced Gun Shooting

Ae-sin would practice gun shooting, sniping one plat after another in this deep valley. Legend has it that 9 dragons lived in between the layers of bizarre-shaped rocks. Every summer, the valley is filled with visitors who seek to get away from the summer heat and have some splashy fun.

- 🏠 Munjeong-ri, Hyuccheon-myeon, Hamyang-gun, Gyeongsangnam-do
- ✚ Take a Chuseong-bound bus at the bus stop in front of Hamyang Intercity Bus Terminal (travel time: 1 hour 10 minutes) → get off at Yongyudam
- 📷 You can enjoy the panoramic scenery of Yongyudam Valley standing on Yongyugyo Bridge. For your information, you can also find the filming spot nearby the rock etched with red letters in front of Banyajeongsang.



HamyAng Wine Valley

RECOMMENDED

HamyAng Wine Valley is a winery that looks and feels like a mini version of Europe. This winery town is ready to welcome its visitors with modern facilities and various fascinating activities from wine tasting to foot bath. Spend a day at HamyAng Wine Valley, which comes with its own restaurant, garden and accommodation.



🏠 442-14, Sambong-ro, Hamyang-eup, Hamyang-gun, Gyeongsangnam-do
☎ +82-55-964-2500 ⌚ 09:00~18:00 🌐 [www.sanmuru.com\(K\)](http://www.sanmuru.com(K))

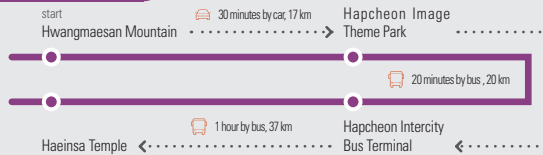
✚ Take a bus bound for Baekmu, Samjeong, or Chokdong (travel time: 20 minutes) → Get off at Simok → Walk 1.2 km

Hapcheon: Hwangmaesan Mountain, Hapcheon Image Theme Park



Hapcheon has been making its name for deep mountains and clear water. The area is being remote from urban areas and thus boasts magnificent scenery rarely touched by humans. Yet at the same time, it gives accessibility with well-designed transportation network today that it is appearing in numerous movies and TV dramas today.

Recommended Tour Course



Hwangmaesan Mountain

The Graveyard Where Members Of The Righteous Army And Eugene Choi's Parents Are Buried

Scenes of stone graves of those, including the owner of the pub, who weathered the storm throughout the last years of Joseon, are filmed at Hwangmaesan Mountain. Royal azalea in spring, and silver grasses in fall fill the mountain side to create some magnificent scenery. You can reach near the top of the mountain by vehicles as well.

🏠 4, Hwangmaesangongwon-gil, Hapcheon-gun, Gyeongsangnam-do

🚌 Take Samga Line bus (to Deokman) at Hapcheon Intercity Bus Terminal, 3-4 buses/day (travel time: 1 hour to 1 hour 30 minutes) → get off at Deokman → walk 4 km ** It is recommended to ride vehicles (e.g. taxi) from Hapcheon Intercity Bus Terminal to Hwangmaesan Auto Camping Site (travel time: 45 minutes: 27 km)

📷 Scenes were taken at Hwangmaepyeongwon-gil, located nearby Hwangmaesanseong Castle, but you will find the genuine beauty of Hwangmaesan Mountain as you explore the habitat of royal azalea and silver grass spreading along the trail road leading to the top.



Episode 16

"You're waving your hand with a big smile in your face. I blush for a moment, but the happy feeling lasts a long time."

- Ae-sin imagining life in New York -

Hapcheon Image Theme Park

Scenes From Streets of
New York & Inside The
Train For Jemulpo

Scenes of New York streets are filmed at Hapcheon Image Theme Park and then overlaid with computer graphic images.

The venue is packed with replica of streets of downtown Seoul ranging from the 1920s to 1970s. Furthermore, visitors can take a tour around Jeongwon Theme Park, a site for filming scenes of the presidential palace, the Blue House.

🏠 757, Hapcheonhosu-ro, Yongju-myeon, Hapcheon-gun, Gyeongsangnam-do
🕒 09:00-18:00 (March-October), 09:00-17:00 (November-February), closed on Mondays ☎ +82-55-930-3744

🚌 Bus that reaches the theme park is available 12 times a day at Hapcheon Intercity Bus Terminal (8:10-19:00, travel time: 20 minutes)

📷 Scenes of Eugene by the fountain were filmed at the fountain plaza in front of Hongyemun Gate, and scenes of Ae-sin in Jemulpo trains were taken at the trains inside the exhibition hall. You can also find streets inspired from New York, and the music box.



Haeinsa Temple

• RECOMMENDED •

Haeinsa is a Buddhist temple known for storing Tripitaka Koreana or Palman Daejanggyeong, a set of wooden plates that literally means "80,000 scriptures" and was made 770 years ago with the sincere wish to fight off foreign invasion. It is designated as both UNESCO World Heritage and Documentary Heritage. Visitors can find out more about the cultural heritage of Palman Daejanggyeong at the Daejanggyeong Documentary Culture Theme Park, located 6.5km from Haeinsa Temple.



🏠 122, Haeinsa-gil, Gaya-myeon, Hapcheon-gun, Gyeongsangnam-do
☎ +82-55-934-3000

Irionora (이리 오너라)! Come Here!

#Jeolla-do

Go Ae-sin



How To Reach Key Areas Of Jeolla-do

[Railway]

1. Jeonju, Namwon, Suncheon: Yongsang Station ↔ Jeonju Station ↔ Namwon Station ↔ Suncheon Station

• KTX available 15-18 times a day (travel time: 1 hour 40 minutes (Jeonju)/ 2 hours 05 minutes (Namwon)/ 2 hours 40 minutes (Suncheon), including 4 KTX trains departing from Seoul Station)

** The majority of Jeolla line trains stop at all of Jeonju, Namwon and Suncheon Stations.

2. Gurye: Yongsang Station ↔ Guryegu Station

• KTX available 6-7 times a day (travel time: 2 hours 30 minutes, including 2 KTX trains departing from Seoul Station)

** Trains between Namwon Station ↔ Guryegu Station available 24 times a day (travel time: 20 minutes by all railway lines)

[Bus]

1. Namwon: Seoul ↔ Namwon Bus Terminal

• Departing From Central City Terminal: 15-17 buses/day (travel time: 3 hours 10 minutes)

2. Gurye: Seoul ↔ Gurye Public Bus Terminal

• Nambu Bus Terminal: 12 buses/day (travel time: 3 hours 10 minutes)

3. Suncheon: Seoul ↔ Suncheon Intercity Bus Terminal

• 25-28 buses/day at Central City Terminal (3 hours 40 minutes)

• 8 buses/day at Dong Seoul Bus Terminal (travel time: 4 hours 30 minutes)

4. Jeonju: Seoul ↔ Jeonju Express Bus Terminal/ Jeonju Intercity Bus Terminal

• Buses are available every 10-20 minutes at Central City Terminal between 05:30-24:00 (travel time: 2 hours 40 minutes)

• Buses are available every 30 minutes at Dong Seoul Bus Terminal between 06:00-20:30 (travel time 2 hours 50 minutes)

• 38 buses/day at Seoul Nambu Bus Terminal (travel time: 2 hours 40 minutes)

Jeolla-do has its uniqueness and magnetism that have been passed down throughout generations and thus attracts travelers. Moreover, in the region, you are likely to feel as if the scenes of Mr. Sunshine are unfolding in front of you.

With KTX Jeolla Line from Yongsang Station, you will reach Jeonju in 2 hours, and may move further on to areas including Namwon, Gurye and Suncheon with other convenient transportation network for an exciting tour around the region. In the drama, Haman-daek had a tailor make new clothes for herself upon her outing on her donkey. And even outside the drama scenes, you can add excitement to your journey by renting a hanbok in rental shops at major tourist attractions. With enough memory space in your cameras, and braveness and appetite to try tasty food of the region, you are now more than ready to take on an exploration!

Namwon Travel Information ☎ +82-63-632-1330 ☐ W [www.namwon.go.kr/tour\(E\)](http://www.namwon.go.kr/tour(E))

Gurye Travel Information ☎ +82-61-780-2450 ☐ [tour.gurye.go.kr\(E\)](http://tour.gurye.go.kr(E))

Suncheon Travel Information ☎ +82-61-749-2955 ☐ [www.suncheon.go.kr/tour\(E\)](http://www.suncheon.go.kr/tour(E))

Jeonju Travel Information ☎ +82-63-282-1330 ☐ [tour.jeonju.go.kr\(E\)](http://tour.jeonju.go.kr(E))



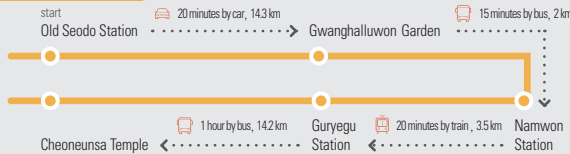
SECTION 4-1

Namwon: Old Seodo Station Gurye: Cheoneunsa Temple



The distance between Namwon and Gurye takes less than 30 minutes by car, and moreover, you will find these two places connected in the drama as well. Since all of the tourist attractions in this guidebook have lots of fascinating stories to share, you may want to take your time to learn more and make your travel more memorable.

Recommended Tour Course



Old Seodo Station

The Train Station Where Gu Dong-mae Waited To Find Out What Go Ae-sin Was Up To

Old Seodo Station is a train station built with wood and roof tiles during the Japanese colonial period. This former train station is now shut down, with only railroad stretching about 100m in front. The remains of the train station survived the original plan of tearing down, upon requests from local residents and welcomes its visitors for photo shoots from time to time.

32, Seodo-gil, Samae-myeon, Namwon-si, Jeollabuk-do

Take bus No. 523 at the bus stop by Namwon Station (travel time: 50 minutes) → get off at Seodo-ri → walk 300m **Since buses are available only 3 times a day, it is recommended to take vehicles (e.g. taxi) from Namwon Station (travel time: 15 minutes, 14.1 km)

You may find the railroad where Dong-mae was sitting in the drama, when you walk to the opposite side of the entering path. You can touch, smell, and feel Seodo Station, sitting on the railroad just like Dong-mae did, or stroll along the railroad.



Episode 12

"Even if I hide everything and act like I know nothing... It won't go anywhere, right?"

- When Dong-mae was confessing in front of the memorial tablets of Go Ae-sin's parents -

Cheoneunsa Temple

Where The Memorial Tablets of Go Ae-sin's Parents Are Stored

Cheoneunsa Temple is known to be one of the 3 major Buddhist Temples in Mt. Jiri. And in the drama, it is where a fierce battle between the Righteous Army and the Japanese Army was staged, as well as where Dong-mae happened to drop by while trying to find out Ae-sin's whereabouts. This Buddhist temple was first built in 828 A.D. and has lots of stories to tell to its visitors.



209, Nogodan-ro, Gwangui-myeon, Gurye-gun, Jeollanam-do [www.choneunsa.org\(K\)](http://www.choneunsa.org(K))

Take a bus to Gurye Public Bus Terminal at Guryegu Station → get off at Gurye Public Bus Terminal → transfer to a bus to Cheoneunsa Temple (travel time: 30 minutes) → get off at Cheoneunsa Temple → walk 200 m ** Please check the destination of each bus since the buses do not have specific line numbers in the area.

The scenes in which the memorial tablets appeared were filmed at Geungnakbojeon Hall. The front yard, Iljumun Gate, Suhongnu, and Sacheonwangmun Gate were selected for filming locations as well.

Gwanghalluwon Garden

RECOMMENDED

Gwanghannuwon is one of the 4 major nugak (Korean multi-storied building) and gave a significant inspiration to one of the classic Korean novel, Chunhyangjeon, which depicted a story of a couple from different social classes. Visitors will have many more to look forward to, such as Yechon-gil stretching from the bus stop to the North Gate of Gwanghannuwon, souvenir shops in front of the West Gate, and Chunhyang Theme Park located in front of the South Gate.



[www.gwanghallu.or.kr\(E\)](http://www.gwanghallu.or.kr(E))

+82-63-625-4861

08:00-21:00 (April-October), 08:00-20:00 (November-March)

1447, Yochon-ro, Namwon-si, Jeollabuk-do

Take a bus with numbers starting with 1 or 2 at the bus stop by Namwon Public Bus Terminal (travel time: 8 minutes, 3 stops) → get off at Nammunrosaga, Jeil Bank → cross the road and walk 400 m Take a bus with numbers starting with 1 (travel time: 12 minutes) - get off at Nammunrosaga, Samjinyakguk → Walk 400 m

SECTION 4-2

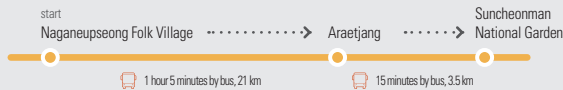
Suncheon: Naganeupseong Folk Village



If you are looking for a place to indulge in splendid scenery every season, Suncheon will be one of your first choices. Comfortable clothes and shoes are some of the essential items to explore the area where you can find numerous outdoor courses. City Tour Bus or tour buses at tourist attractions can be some of the best choices to tour around with more ease.

****Suncheon City Tour - Eco Tour:** Tour program available 1 time everyday, closed on Mondays, interpretation device available / Key Tour Course: Suncheon Station (10:10) → Songgwangsa Temple/Seonamsa Temple → Naganeupseong Folk Village → Suncheonman National Garden → Suncheonman Bay Wetland Reserve → Suncheon Station (18:50)
☐ www.suncheon.go.kr/yeyak (K) ☎ Telephone: +82-61-749-3107

Recommended Tour Course



Naganeupseong Folk Village

Where Gu Dong-mae Came From

Naganeupseong Folk Village was originally a fortress built by a group of people who tried to protect their home 600 years ago, and then expanded into a castle throughout later half of Joseon Dynasty. In the village resided about 200 people, and you can touch, smell and feel the atmosphere of the late Joseon Dynasty. A vast variety of activities are available to find out more about food, clothes and shelter of the time.



- 🏠 30, Chungmin-gil, Nagan-myeon, Suncheon-si, Jeollanam-do
- 🕒 09:00-17:00 (December & January), 09:00-18:00 (February-April, November), 08:30-18:00 (March-October)
- ☐ www.suncheon.go.kr/nagan(E) ☎ +82-61-749-8831
- ➡ Take bus No. 61, 63 or 68 at the bus stop in front of Suncheon Station/Suncheon Intercity Bus Terminal (travel time: 1 hour 5 minutes) → Get off at Naganeupseong Folk Village
- 📺 Dong-mae took his members of Musin Society and strolled around Ssangcheongnu(South Gate) after returning to Joseon. You may consider touring around the spot and then take a bird eye view of the village.



Episode 4

Ae-sin: I was told every man's life is precious
Dong-mae: You're just a noble fool who lives in luxury.
- Scenes of Ae-sin saving Dong-mae's life -

Suncheonman National Garden

• RECOMMENDED •

This is where Suncheon Bay Garden Expo was held in 2013 on a vast land measuring 1.12 km², with a variety of gardens including those themed around 11 countries. The garden attracts visitors every season with flowers in spring, night view in summer, beautiful glow of sunset in fall and illuminations in winter.

- 🏠 47, Gukgaeongwon 1ho-gil, Suncheon-si, Jeollanam-do
- ☐ [garden.sc.go.kr\(E\)](http://garden.sc.go.kr(E)) ☎ +82-1577-2013
- 🕒 08:30-18:00 (January, February, November, December), 08:30-19:00 (March, April, October), 08:30-20:00 (May-September), ~22:00 (when opened for night hours), Visitors may enter until 1 hour before the closing time
- ➡ Take bus No. 61, 63 or 68 at Suncheon Station/Suncheon Intercity Bus Terminal (travel time: 15 minutes) → Get off at Cheongam University → Walk 700 m to West Gate



Araetjang

• RECOMMENDED •

This is one of the two major traditional markets in Suncheon area – Utjang and Araetjang. Araetjang is easy to find and access as it is located nearby Suncheon Bus Terminal and Suncheon Station. For your information, this is a 5-day market that opens on days ending with 2 or 7 on the calendar, yet its night market attracts visitors every Friday and Saturday nights.



- 🏠 60, Janggyeong-ro, Suncheon-si, Jeollanam-do
- 🕒 08:30-20:00, Night Market opens on Fridays and Saturdays at 17:00
- ➡ Walk 10 minutes from Suncheon Bus Terminal or 15 minutes from Suncheon Station

[Special Feature]

Jeonju Hanok Village

Jeonju Hanok Village creates a good harmony between old and new, and is packed with lots to explore and tries to offer excitement and fascination for its visitors. Tourists in Korean traditional clothing, *hanbok*, fill the streets to add uniqueness to the atmosphere. Furthermore, the area is accessible with its transportation network and accommodation facilities to make it all the more attractive to visitors from outside of Korea who are looking for a destination with unique Korean elements.

🏠 29, Eojin-gil, Wansan-gu, Jeonju-si, Jeollabuk-do

☎ +82-63-282-1330

🚌 ① From Jeonju Station: Take a bus at Jeonju-yeok Cheotmajung-gil (travel time: 25 minutes) → get off at Jeondong Cathedral, Jeonju Hanok Village

**Bus to take: No. 12, 60, 79, 109, 142, 508, 536, 542, 546, 806, 817, 871, 872, 1000

② From Jeonju Express Bus Terminal/Jeonju Intercity Bus Terminal: Take Bus 79 at the bus stop in front of the bus terminal, or Bus 5-1 or 1000 at the bus stop across the street (travel time: 15 minutes) → Unboard at Jeondong Cathedral, Jeonju Hanok Village



1 Hagindang

: Home of Kim Hui-seong

Hagindang in Jeonju has been filmed as home of Kim Hui-seong, and is one of the oldest houses in Jeonju Hanok Village, as well as the only private house designated as cultural asset. This traditional housing offers accommodation and a diversity of programs to learn more about Korean traditional culture (Wednesdays, Fridays, Saturdays and Sundays).

📄 hagindang.modoo.at/ (K)

☎ +82-63-284-9929



2 Gyeonggijeon Shrine

This is one of the best starting point to find out more about Joseon Dynasty, as the portrait of the founding father Yi Seonggye is placed within the facility. A tour program for visitors (Korean, English, Chinese, Japanese) is offered at 11:00 and 14:00 everyday. Moreover, the Tourist Information Center is located at the main gate to assist tourists in exploring Jeonju Hanok Village.

🕒 09:00-20:00 (June-August), 09:00-19:00 (March-May, September, October)
09:00-18:00 (November-February), visitors may enter until 1 hour before the closing time.



3 Jeondong Catholic Cathedral

With a beautiful Gothic-styled tower standing tall in the midst of Korean traditional housing, this cathedral makes its name for its splendiness both inside and outside. Jeondong Cathedral is often recommended as one of the must-go tourist attractions, yet it is advised to take cautions when mass is being held.

🕒 09:00-18:00 (winter season: -17:00)

📄 www.jeondong.or.kr (K)



4 Nambu Traditional Market

Often nicknamed "the kitchen and dining place for Jeonju residents", the market boasts extensive variety of menus to try, long lines of shops, and further, lots fun activities and events, such as musical concerts. Cheongnyeong (Youth) Mall located on the 2nd floor of Section 6 of the market and the night market opening on Fridays and Saturdays are what visitors need to check out when they visit.

🕒 Night Market: Open on Fridays and Saturdays, 18:00-23:00 (November-February), 19:00-24:00 (March-October)

🕒 Cheongnyeong (Youth) Mall: 11:00-23:00 (shops may close on Mondays)



Let's Go to the Beach
#Gangneung

“I’m heading to the east. To where the sun rises, into the flame.”

Eugene Choi



How To Reach Gangneung

[Airport Limousine] Incheon International Airport ↔ Gangneung Intercity Bus Terminal

• 9 buses/day (travel time: 4 hours 15 minutes)

** Stops at: Incheon International Airport Terminal 2 → Terminal 1 → Gimpo International Airport → Gangneung Intercity Bus Terminal

[Railway] Cheongryang ↔ Gangneung

• KTX: Available 18~26 times a day (travel time: 1 hour 40 minutes, including 10 trains/day from Seoul Station and 10 trains/day stopping over at Sangbong Station)

• Mugunghwa Line: Available 6 times a day (travel time: 6 hours)

[Bus] Seoul ↔ Gangneung Intercity Bus Terminal/ Gangneung Express Bus Terminal

• Departing from Dong Seoul Bus Terminal: 52~53 buses/day (travel time: 2 hours 20 minutes)

• Departing from Seoul Express Bus Terminal: 35~40 buses/day (travel time: 2 hours 50 minutes)

Gangneung Travel Information

+82-33-640-4414 www.gn.go.kr/tour(E)

Looking at the horizon from the white sand beach and listening to the crash of the waves will make you awash with nostalgia. With waters stretching as far as you can see, you will soon realize that it could be a small signal to a new beginning.

Korea’s east coast feels more cut off from reality thanks to the strip of pine trees standing guard along the shore. This may explain why the drama crew chose this beach area to film scenes of Ae-sin dreaming of being together with Eugene or Hina being comforted after bidding farewell to her mother. Now, it is your turn to find that glimpse of hope in your life!



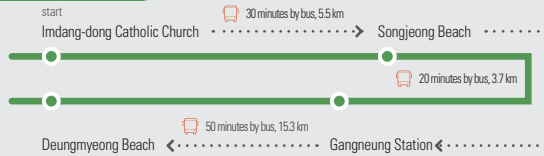
Gangneung:

Imdang-dong Catholic Church,
Songjeong Beach,
Deungmyeong Beach



In Gangneung, you can find lots to see and enjoy, other than the beaches. With the 2018 Pyeongchang Winter Olympic Games, you can now reach the area in less than 2 hour from Seoul to enjoy a cup of great coffee on the beach side.

Recommended Tour Course



Imdang-dong Catholic Church

The Catholic Village
Where Kudo Hina's
Mother Stayed

The scenes of the Catholic Village, where Hina searched for traces of her mother, were filmed here at Imdang-dong Catholic Church. Though small in size, this catholic church on the hill is famous for its exterior, stained glass, and sophisticated interior design.

🏠 148, Imyeong-ro, Gangneung-si, Gangwon-do 🌐 www.idd.or.kr (K)

➡ ① Get on a bus at Gangneung Intercity Express Bus Terminal (travel time: 10 minutes, 4 bus stops) → get off at Yonggang-dong Seobu Market → cross the street and walk 100 m ** Most buses including Bus No. 202-1 and No. 206 reach the destination.

② Take Bus No. 300 at Gangneung Station or Bus No. 202 at the bus stop across Gangneung Station (travel time: 12 minutes) → Get off at Yonggang-dong Seobu Market → Walk 150 m

📷 With sunlight shedding through the stained glass, the interior of the cathedral creates a divine atmosphere. You can have a bird-eye view of the main chapel from the second floor of the cathedral.



Episode 13

"Today, it's sweet.
I think I'm starting to have
futile hopes."

- When Ae-sin was sitting on the
beach with Eugene -

Songjeong Beach


Where Go Ae-sin And
Eugene Choi Took A Trip
Together

At Songjeong Beach, you will find a dense pine tree forest stretching so far that it coincides with the beach. Because Gangneung has made its name for coffee and cafés, you will find numerous people enjoying coffee nearby the beach.

🏠 259, Changhae-ro, Gangneung-si, Gangwon-do

➡ Take bus No. 206 or 207 at Gangneung Intercity Express Bus Terminal or Gangneung Station (travel time: 30 minutes) → get off at Chodang Fountain Park → walk 300 m

📷 Scenes were taken at the northern part of Songjeong Beach, heading to Gangmun Beach. Just like Eugene and Ae-sin in the drama, you can sit on the beach, with the pine tree forest in the back, or watch the sunrise on the horizon.



Deungmyeong Beach

Where Kudo Hina And Gu Dong-mae
Took A Walk Together

This is the beach where Dong-mae comforted Hina, who was heartbroken over losing her mother. The beach captivates visitors with its poignant beauty, brought out by the railway tracks and the path along the pine tree forest.



🏠 21, Jeongdongdeungmyeong-gil, Gangdong-myeon, Gangneung-si, Gangwon-do

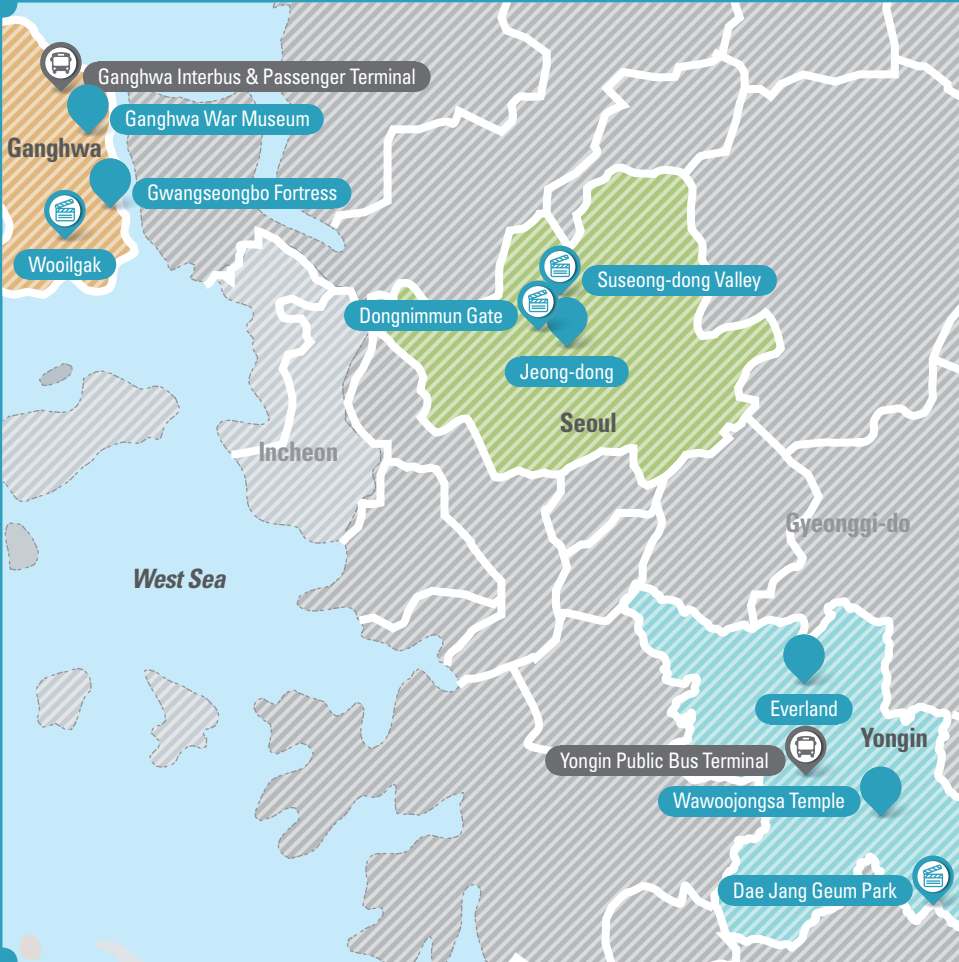
➡ ① Take Bus No. 202-1 or 109 at Gangneung Intercity Express Bus Terminal (travel time: 16 minutes) → get off at Gangneung Station

② Take Bus No. 111, 112 or 113 (travel time: 50 minutes) → get off at Deungmyeong Beach → cross the street and walk 110 m

📷 Try walking barefoot on the beach, just like Hina in the drama, to feel the sand and the waves.

“All the members of the Righteous Army live on as soldiers, without a name or a face.”

Jang Seung-gu



How To Reach Key Areas Of Seoul Metropolitan Area

[Railway]

1. Yongin: Get off at Giheung Station, Subway Bundang Line → Transfer to Ever Line (travel time: 25 minutes) → Onboard at Undongjang, Songdam University → Walk 600 m from Exit 2 → Yongin Public Bus Terminal

[Bus]

1. Ganghwa: Seoul ↔ Ganghwa Intercity Bus & Passenger Ferry Terminal

- Get on Bus 800, 90, and 70 at Geomam Station (AREX, Incheon Subway Line 2), available every 15 minutes (travel time: 1 hour 30 minutes)
- Get on Bus 3000 or 3000A at Shinchon, Hongik University or Hapjeong Station (Subway Line 2), available every 15 minutes (travel time: 1 hour 50 minutes)

** Ganghwa Terminal → Gimpo International Airport Intercity Bus Terminal: One way intercity bus is available 7 times/day (travel time: 1 hour)

2. Yongin: Seoul ↔ Yongin Public Bus Terminal

- Seoul Station (Subway Line 1 & Line 4): Take bus No. 5005 at Platform 5 of Seoul Bus Transfer Center, buses available every 10 - 20 minutes (travel time: 1 hour 20 minutes)
- Gangnam Station (Subway Line 2 & Shinbundang Line): Take bus No. 5001 or 5002 at the bus stop by Shinbundang Line Gangnam Station, available every 5 - 15 minutes (travel time: 1 hour 10 minutes)

**Website (time schedule for intercity and intracity buses from Yongin Public Bus Terminal): www.knyongintr.co.kr (K)

Joseon became history, yet its nameless patriots are honored and celebrated in the Republic of Korea. Korea may have been overtaken by foreign invasion for a while, yet it was not entirely engulfed by foreign invaders - this was thanks to the deep-rooted power of the people, rather than that of a single hero. The legacy still lives today. While some chapters of history weathered the test of time, others may have been traced back to the roots. There are also artifacts collected from around the globe, and materials retrieved from various sources. Take a trip down memory lane, somewhere between the drama and reality, and create beautiful memories that would last for a lifetime.

Seoul Tourist Information ☎ +82-2-1330 🌐 [korean.visitseoul.net\(E\)](http://korean.visitseoul.net(E))

Incheon Tourist Information ☎ +82-32-832-3031 🌐 [itour.incheon.go.kr\(E\)](http://itour.incheon.go.kr(E))

Gyeonggi-do Tourist Information ☎ +82-2-1330 🌐 [www.ggtour.or.kr\(E\)](http://www.ggtour.or.kr(E))



SECTION 6-1

Seoul: Dongnimmun Gate, Suseong-dong Valley



Seoul, the heart and capital of the Republic of Korea, has never ceased to be dynamic and energetic. The century-old memories of Hanseong have been passed down for many years until present day. Take time to explore Seoul of today, starting with the streets of Hanseong and other sites featured in the drama.

Recommended Tour Course



Dongnimmun Gate Where Eugene Choi First Made An Appearance After Returning From the United States

Dongnimmun Gate stood behind Eugene Choi when he made his triumphant return in the drama. The gate was first built to declare Joseon's independence. Indeed, Dongnimmun Gate is now one of the historical sites. Along with the March 1 Movement Monument and Seodaemun Prison History Museum, the gate proudly shares stories of national heroes who fought for independence.

🏠 247, Tongil-ro, Seodaemun-gu, Seoul

➡ ① Exit 4 of Dongnimmun Station (Seoul Subway Line 3)

② Take bus No. 470 or 601 at Seodaemun Station Intersection (Subway Line 5) (2 stops, travel time: 8 minutes) → get off at Dongnimmun Park

📷 While the sunset in the drama is an outcome of computer graphics, you can still stroll through Dongnimmun Gate, enjoying the same beautiful scenery. To learn more about the independence movement during the Japanese colonial period, visit Seodaemun Prison History Museum located nearby.



Episode 11

"I will be your shadow.
So if things get dangerous,
run to me and hide."

- During the conversation between Ae-sin and Hui-seong -

Suseong-dong Valley

Where Ae-sin Spent Time For Training

Suseong-dong Valley has historically been known for clear water and majestic scenery. Starting from the valley, if you choose to tour around Seochon and Tongin Market, then Samcheong-dong, and finally finish at Anguk Station, you will take yourself through some of the streets of Hanseong in the drama.

🏠 185-3, Ogin-dong, Jongno-gu, Seoul

➡ Take Maeul Bus Jongno 09 → get off at Suseong-dong Valley → walk 160m

** Key Bus Stops of Maeul Bus Jongno 09: Exit 4 of City Hall Station (Seoul Subway Line 1 & 2), Exit 2 of Gwanghwamun Station (Seoul Subway Line 5), Exit 3 of Gyeongbokgung Station (Seoul Subway Line 3)


📷 The area surrounding the small stone bridge, facing Inwangsan Mountain, is the very spot where Ae-sin ran for physical training, after she first met her trainer.



Jeong-dong

• RECOMMENDED •

Jeong-dong is the neighborhood where Deoksugung Palace and numerous legation offices, including the U.S. Legation, and embassies were located at the time of the Korean Empire. For your information, the legation building is open to the public only for special events. Yet since Jeongdong is a large neighborhood that often hosts various activities and events and is home to numerous museums and art galleries, it is always bustling with locals and visitors.



🏠 2, Jeongdong-gil, Jung-gu, Seoul

➡ ① Exit 1 of City Hall Station (Seoul Subway Line 1 & 2)
→ Walk 400 m

② Exit 5 of Seodaemun Station (Seoul Subway Line 5)
→ Walk 400 m

SECTION 6-2

Ganghwa: Wooilgak



The drama started with stories of Shinmiyangyo, or invasion by three U.S. warships in 1871. In fact, Ganghwa-do is where the battle was staged back then, and is a fortress blessed with natural barriers of defense thanks to rapid waters in the narrow straits. Ganghwa-do remains calm and peaceful, with the remains of 53 fortifications along the coastline as reminders of past stories of fierce battles.

Recommended Tour Course



Wooilgak

Area Behind The U.S.
Legation Building & Stone
Walls

Wooilgak is a 99-room Korean traditional housing—the largest size that was allowed to be built by a civilian in the Joseon Dynasty. Around the stone walls of the U.S. Legation building—which Do-mi, Ae-sin and Mr. Haengrang often jumped or climbed over—a strip of hiking road and lotus flower beds gracefully welcome visitors.

🏠 74, Onsu-gil, Gilsang-myeon, Ganghwa-gun, Incheon

☎ +82-2-338-5781 🌐 [www.wooilgak.co.kr\(K\)](http://www.wooilgak.co.kr(K))

➡ ① Take bus No. 700-1 at the bus stop by Geomam Station (AREX) (travel time: 1 hour 20 minutes) ② Take bus No. 42, 44, 60-5, or 700-1 from Ganghwa Intercity Bus Terminal (travel time: 50 minutes) ③ Take bus No. 2000 at Shinchon, Hongik University or Hapjeong Station (Seoul Subway Line 2) (travel time: 1 hour 45 minutes)
→ get off at Geonil APT → walk 150 m

📷 Many scenes of the drama were filmed at the spots nearby the stone wall standing behind the pavilion, Sangijeong. A few scenes of Ae-sin's aunt giving devout prayer are taken in front of jangdokdae, a platform to store crocks of sauces and condiments in the backyard. The hallway inside the U.S. Legation was also filmed at Wooilgak.



Episode 1



Copyright: Cultural Heritage Administration

“The enemies were still desperately fighting back. Even in the face of crushing defeat. Despite being on the verge of losing, there has not been a single deserter...I have never witnessed such a raging and fierce battle.”

- Narration of stories on Shinmiyangyo, the invasion by U.S. warships -

Ganghwa War Museum

• RECOMMENDED •

The most fascinating exhibition in the museum would be the Sujagi (수자기(帥字旗)), a grandiose flag created by then General Oe Jae-yeon to boost morale in the battlefield. The flag appeared in the first episode of the drama as well. Furthermore, the museum boasts an extensive collection of weapons from different time periods and visitors can check out a variety of weapons used in the 1900s and photos taken from back then.

🏠 18, Haeandong-ro 1366beon-gil, Ganghwa-eup, Ganghwa-gun, Incheon

🕒 09:00-18:00 (all year round) ☎ +82-32-932-5464

➡ Take bus No. 53 at the bus stop by Ganghwa Interbus & Passenger Terminal (travel time: 20 minutes) → get off at Gapgotdondae, Ganghwa War Museum



Gwangseongbo Fortress

• RECOMMENDED •

Gwangseongbo Fortress is known to be the stage for the most fierce battle in the time of the invasion by the U.S. warships, Shinmiyangyo. Approximately 350 of those who fought for Joseon, including General Oe Jae-yeon, were killed in action. You can find the graves of nameless soldiers and a monument to pay tribute to General Oe Jae-yeon.



🏠 27, Haeandong-ro 466beon-gil, Bureun-myeon, Ganghwa-gun, Incheon

🕒 09:00-18:00 (winter season: -17:00)

➡ Take bus No. 53 at the bus stop by Ganghwa Bus Terminal (travel time: 40 minutes) → get off at Gwangseongbo

SECTION 6-3

Yongin: Dae Jang Geum Park



Yongin is home to popular tourist attractions such as Dae Jang Geum Park, Everland, and Korean Folk Village. The area offers a wide selection of dining places and accommodations. Since the tourist attractions are distant from one another, visitors are advised to plan their route carefully.

Recommended Tour Course



Dae Jang Geum Park Part Of Hanseong Streets & House Of The Foreign Minister

This is one of the best-known filming sites in Korea, with sets inspired from various time period of Korea including the period of Three Kingdoms, Goryeo and Joseon. The scenes of Ae-sin hopping around on the roofs, the streets of Hanseong and the house of the foreign minister were filmed here.

25, Yongcheon drama-gil, Baegam-myeon, Cheoin-gu, Yongin-si, Gyeonggi-do

+82-31-337-2141 [djgpark.imbc.com\(E\)](http://djgpark.imbc.com(E))

09:00-18:00 (March-October), 09:00-17:00 (November-February), last entry is 1 hour before the closing time, open all year round

Take bus No. 10 at Yongin Public Bus Terminal (available every 10-12 minutes, travel time: 1 hour 5 minutes) → get off at Baekam Bus Terminal → walk 30 m → take bus No. 105 at Baekam (travel time: 40 minutes) → MBC Dramania

** It is recommended to take vehicles (e.g. taxi), since bus No. 105 arrives infrequently (8 km, travel time: 20 minutes)

The scene of Ae-sin waiting for Eugene on a small-sized rainbow bridge was taken at Hongyegyo, located to the south of the filming site. Hyeminseo was chosen as the filming location of the house of the foreign minister, Yi Se-hoon.



Episode 10

"I have no other way but to trust you, right?
I should at least have some vain hope."

- When Kudo Hina met Lord Yi Jeong-mun -

Wawoojongs Temple

RECOMMENDED

With gold-plated head of the Buddha statue drawing attention, this Buddhist temple is the pivotal site of the Yeolban Order of Korean Buddhism. The statue of Buddha lying on ground, a collection of statues of Buddha from around the world, stupa wishing for unification of Korea are a few of the many unique and sophisticated work to look at within the temple.



25-15, Haegok-ro, Cheoin-gu, Yongin-si, Gyeonggi-do [www.wawoo-temple.org/\(E\)](http://www.wawoo-temple.org/(E))

Take bus No. 10-4 at Yongin Public Bus Terminal (available every 30-60 minutes, travel time: 30 minutes) → get off at Wawoojongs Temple → walk 600 m

Everland

RECOMMENDED

Opening from morning to night, Everland is a world-class theme park that offers thrilling rides, a zoo, and a wealth of fun events. Moreover, the water park, Caribbean Bay is located right by this amusement park that you will find yourself with many choices to spend a day filled with lots of fun.

199, Everland-ro, Pogok-eup, Cheoin-gu, Yongin-si, Gyeonggi-do


[www.everland.com\(E\)](http://www.everland.com(E))

+82-31-320-5000

10:00-19:00 (January-March, November), 10:00-21:00 (March, April, September-November, closes 1 hour later on Fridays and Saturdays), 10:00-22:00 (May-August), open all year round



Key Filming Locations Of “Mr. Sunshine”



Nonsan	
① Sunshine Land	p10
Gyeongsangbuk-do	
② Manhyujeong Pavilion	p16
③ Gosanjeong Pavilion	p17
④ Choganjeong Pavilion	p18
⑤ Samneung (Three Royal Tombs)	p20

Gyeongsangnam-do	
⑥ The Old House Of Ildu	p24
⑦ Yongyudam Valley	p25
⑧ Hwangmaesan Mountain	p26
⑨ Hapcheon Image Theme Park	p27
Jeolla-do	
⑩ Old Seodo Station	p30
⑪ Cheoneunsa Temple	p31
⑫ Naganeupseong Folk Village	p32
⑬ Hagindang	p34

Gangneung	
⑭ Imdang-dong Catholic Church	p38
⑮ Songjeong Beach	p39
⑯ Deungmyeong Beach	p39
Seoul Metropolitan Area	
⑰ Dongnimmun Gate	p42
⑱ Suseong-dong Valley	p43
⑲ Woolgak	p44
⑳ Dae Jang Geum Park	p46